

Benefit Realisation Report

Generated Date: 2023-10-19





Projects: All Projects Benefits: All Benefits Group By: Benefit Owner

Benefits


Adrian de Villiers

Project	Title	Type / Strategic Objective	Benefit Owner	Measure / UOM	Planned Realisation Date	Planned Value	Actual Value	Variance	Benefit Status
Cost to Income Ratio	Increase Revenue from Cross-Sell Opportunities	Increased Revenue	 Adrian de Villiers	Rands	2023-09-17	10,000.00	0.00	(10,000.00)	R
MIS Reporting	Increase Revenue from Cross-Sell Opportunities	Increased Revenue	 Adrian de Villiers	Dollars	2024-02-09	10,000.00	0.00	(10,000.00)	


Barry Atkins

Project	Title	Type / Strategic Objective	Benefit Owner	Measure / UOM	Planned Realisation Date	Planned Value	Actual Value	Variance	Benefit Status
Fixed Admin Fee Project	Access to new clients	Customer Requirement	 Barry Atkins	Number of New Clients	2023-11-19	500.00	450.00	(50.00)	
Northern Frontier Marketing	Electronic Payslips	Cost Saving Benefit	 Barry Atkins	Dollars	2023-12-29	50,000.00	0.00	(50,000.00)	



Barry Linekar

Project	Title	Type / Strategic Objective	Benefit Owner	Measure / UOM	Planned Realisation Date	Planned Value	Actual Value	Variance	Benefit Status
Procurement Module Development	Improved Data Security	Risk Mitigation	 Barry Linekar	Number of Complaints	2023-10-15	0.00	0.00	0.00	G



Evelyn Nolte

Project	Title	Type / Strategic Objective	Benefit Owner	Measure / UOM	Planned Realisation Date	Planned Value	Actual Value	Variance	Benefit Status
MIS Reporting	Improve Customer Service Index	Increased Customer Satisfaction (RRETT Index)	 Evelyn Nolte	Customer Service Index	2023-12-31	420.00	0.00	(420.00)	


Harry Waczkow

Project	Title	Type / Strategic Objective	Benefit Owner	Measure / UOM	Planned Realisation Date	Planned Value	Actual Value	Variance	Benefit Status
Northern Frontier Marketing	Labour savings	Productivity Increase	 Harry Waczkow	Utilisation Rate	2023-10-16	30,000.00	33,000.00	3,000.00	G
Sales Recovery Pilot	Labour savings	Productivity Increase	 Harry Waczkow	Rands	2023-10-03	30,000.00	33,000.00	3,000.00	G

Jane Branch

Project	Title	Type / Strategic Objective	Benefit Owner	Measure / UOM	Planned Realisation Date	Planned Value	Actual Value	Variance	Benefit Status
Cashflow Boost Project	Cost avoidance	Cost Saving Benefit	 Jane Branch	Rands	2023-10-21	(10,000.00)	(10,000.00)	0.00	
X100 Product Launch	Increased Sales	Increased Customer Satisfaction (RRETT Index)	 Jane Branch	Customer Service Index	2023-10-18	25,000.00	27,000.00	2,000.00	G


Mary Eksteen

Project	Title	Type / Strategic Objective	Benefit Owner	Measure / UOM	Planned Realisation Date	Planned Value	Actual Value	Variance	Benefit Status
Business Architecture Blueprint	Increased brand tangibility	Strategic Objective	 Mary Eksteen	Number of Interactions	2023-10-15	500.00	550.00	50.00	G


Peter Fraklin


Project	Title	Type / Strategic Objective	Benefit Owner	Measure / UOM	Planned Realisation Date	Planned Value	Actual Value	Variance	Benefit Status
Cashflow Boost Project	Increase in operational efficiency	Productivity Increase	 Peter Fraklin	Percentage	2023-12-30	0.00	0.00	0.00	

Siswe Khumalo

Project	Title	Type / Strategic Objective	Benefit Owner	Measure / UOM	Planned Realisation Date	Planned Value	Actual Value	Variance	Benefit Status
Procurement Module Development	Access to new clients	Customer Requirement	 Siswe Khumalo	Number of New Clients	2023-12-15	500.00	450.00	(50.00)	

Steven Rouchester

Project	Title	Type / Strategic Objective	Benefit Owner	Measure / UOM	Planned Realisation Date	Planned Value	Actual Value	Variance	Benefit Status
Compliance Front-end	Increased sales lead to bigger bonuses	Employee Satisfaction	 Steven Rouchester	Percentage	2023-10-05	95.00	50.00	(45.00)	R

Tracey Marais									
Project	Title	Type / Strategic Objective	Benefit Owner	Measure / UOM	Planned Realisation Date	Planned Value	Actual Value	Variance	Benefit Status
Business Architecture Blueprint	Improve Customer Service Index	Increased Customer Satisfaction (RRET Index)	 Tracey Marais	Customer Service Index	2023-12-23	4.20	0.00	(4.20)	